




wenerate

**Cut energy costs,
boost sustainability**

wenerate.com





Wenerate is an automated energy management platform that provides the user with continuous machine monitoring, real-time feedback and savings suggestions by analyzing measurement point data for manufacturing companies.

Challenges

Undetected malfunctions

Hard to detect mechanical failure and out of ordinary consumptions

Overwhelming data

Overflow of hard to analyze sub-meter data

Untransparent energy costs

Energy costs are difficult to understand, unknown intervention possibilities

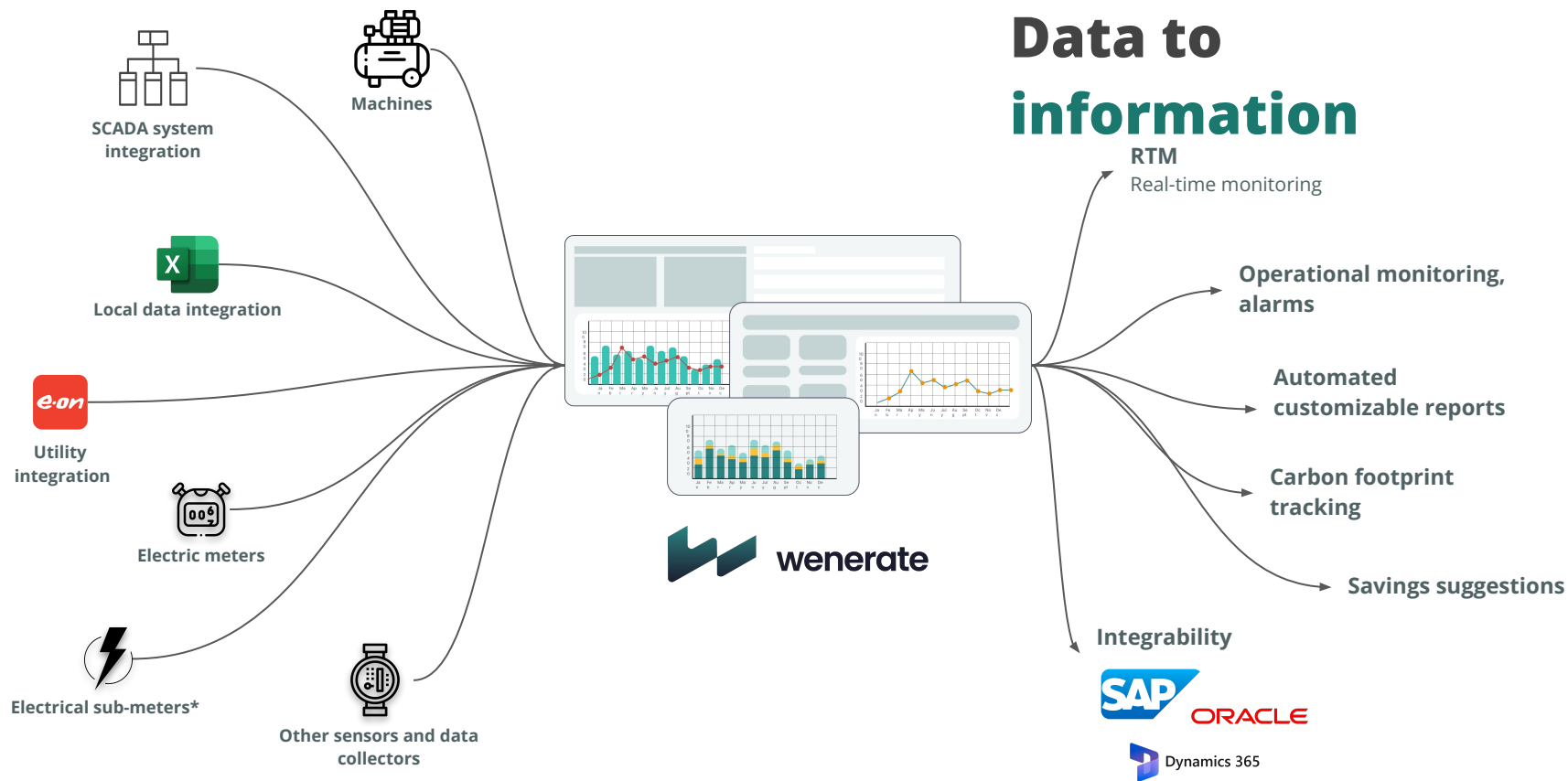
Time consuming administration

Collection of consumption data, data transfer between accounts and systems, troubleshooting

Complicated reporting

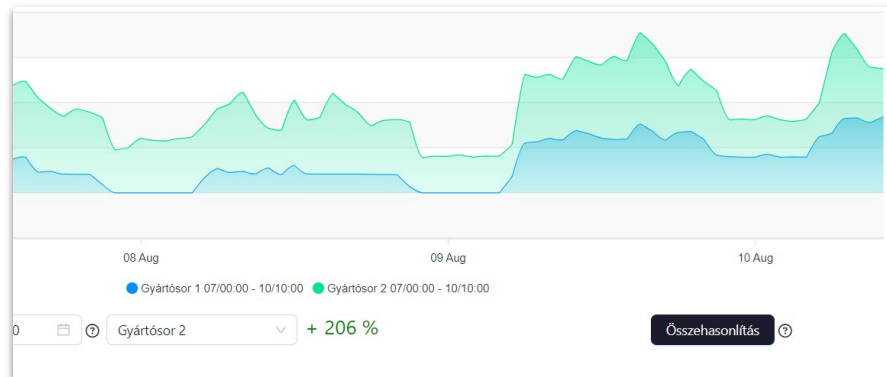
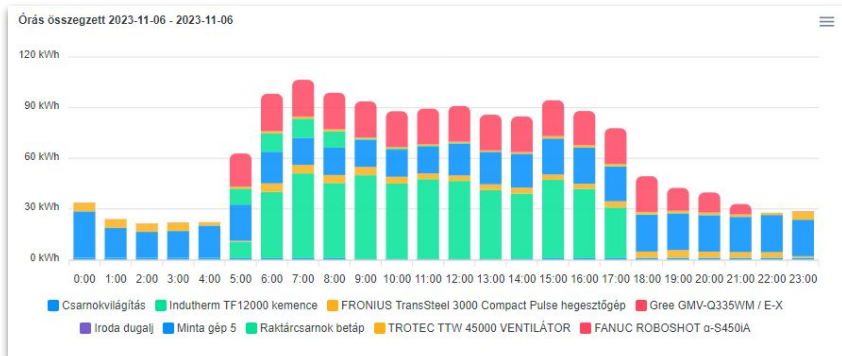
Necessary CO2, ESG, custom reports for partners, customers or the government. Individual reports to facilitate internal decision-making





Wenerate is an automated energy management platform that provides the user with continuous machine monitoring, real-time feedback and savings suggestions by analyzing measurement point data for manufacturing companies.

Consumption monitoring



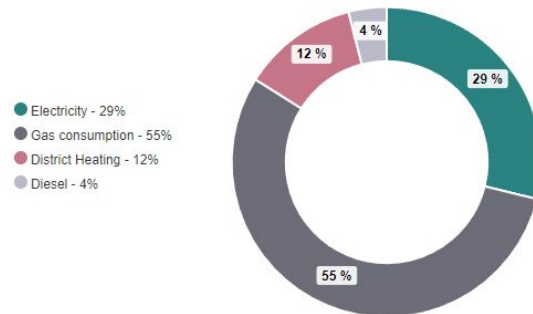
Consumption analysis

Easy to understand system. Customizable dashboard and consumer groups

Automated reporting

Automatic generation of customizable reports: consumption, emissions (CO2 footprint), cost, product volume*

This month final energy consumption has evolved according to the following percentage distribution by energy carrier. This distribution does not show a significant difference compared to the share of historical consumption data.



Energy management and sustainability

Automatic CO2 reports

Automatic generation of periodic Co2 statements for individual product groups

Technical modernisation

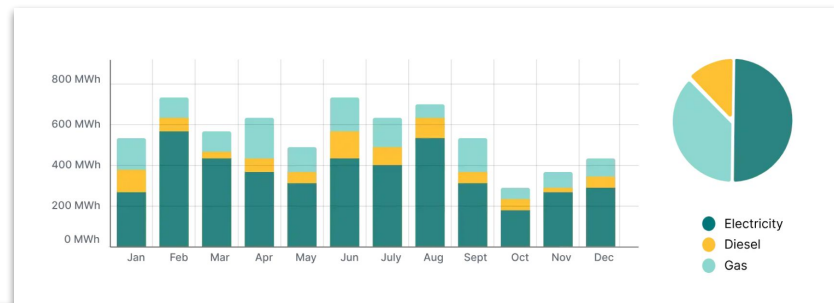
Easy comparison of the before-and-after status of a development or investment, reporting included

Recommendations

AI-assisted recommendations based on an energy profile that helps save energy and reduce emissions

Fundraising

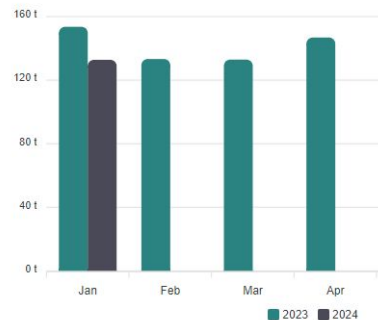
Automated tracking of grant and application opportunities and easy access to resources.




Carbon emissions

As a result of energy consumption, the company's CO₂ emissions were as follows.

The graph shows the reference year's and the current year's emissions broken down by month.



Does your company have lifts that cover more than 4 floors and are in operation for at least 4 hours a day? 

Yes

No

Don't know

Operational and machine monitoring system



Operation outside planned working hours

The following machine was operating outside of scheduled working hours: TROTEC TTW 45000

The observed operation occurred at approximately this time: **2024/01/24 02:40**

The recorded power was 4724.40 Watt.



Data drop

The system didn't receive any measurements in the past 6 hours for the following devices:

Csarnokvilágítás, TROTEC TTW 45000 VENTILÁTOR, Hőkezelés, ...

Iroda dugalj, Indutherm TF12000 kemence, Softli, Teszt Wenerate

Individual notifications, limit value monitoring

Alarm above reserved power, in case of low and overvoltage, indication of suspected failures

Maintenance and custom events

Management of machine logs, periodic warnings



Machine data sheet

Pump

Type: Pump


Location:

Parameters

Rated voltage	230 V
Rated power	50 kW
Speed controller	No

Images

You can upload images of the machine, which can make it easier to track and identify, allowing for more efficient operation and maintenance.

 Inspection settings

 Edit

 Delete

+ New event

Event log

Scheduled maintenance 2023/08/21 15:23



Maintenance by contractor.

Tervezett munkaidőtől eltérő üzem 2023/08/12 08:00



Tervezett munkaidőtől eltérő üzem 2023/08/10 08:00



Pricing



Standard

150€/month

A cloud-based energy overview interface for smaller companies that can be quickly implemented

- **Integratable data source** (max. 30)
Submeters, utility meter, virtual meters, sensors
- **Custom notifications and value limits**
- **Automated reports and performance indicators**
Consumption, production and CO2 reports
- **Unlimited number of users**
- **Energy proposals and solutions**
access to partner suppliers, personal energy saving advices
- **Tender opportunities and legal compliance notices**

Popular Choice

Premium

350€/month

Complex software for efficient energy management to medium-sized companies

- **Machine monitoring and feedback**
- **Personalized reports and live dashboards**
- **SCADA and administration system integrations**
API accessibility
- **Unlimited locations**
Different reporting options and access rights between users
- **Up to 100 data sources**
With expansion options, possible hardware rental

Enterprise

Integrated energy management solution for large companies

- **Unique system integration**
Possible local data processing, unique HMI solutions
- **Dedicated engineering support**
- **Unique services on customer demand**
ESG compliance support

For individual requests and functions, contact our sales staff!

Let's join forces to tackle energy costs!



Marton HAVAS

Co-Founder, CEO

marton.havas@wenerate.com

+36 30 902 9536

Some who have already done so:



Miskolc
Motors



SCHAEFFLER



© 2024 Wenerate Kft., Hungarian limited liability company. All rights reserved.
The Wenerate name, logo is a registered trademark or trademark of the company.

Wenerate Ltd.
9022 Győr, Liszt Ferenc utca 40., Hungary
HU27951222

